

LRS DAV SR. SEC. MODEL SCHOOL, ABOHAR

Holidays Homework

CLASS-1ST



Hello kids,

It's time for mangoes, watermelons, ice-creams, lemonades, and lots of fun! Summer vacation is a welcome break from fixed schedules, rules and regulations. Visiting Nani house, Dadi house, exploring new places and watching your favorite shows on television. But there is a lot more you can do to make your holidays more interesting and meaningful along with doing your masti. Your teachers have planned some interesting activities for you. So don't sleep till late in the morning. Try getting up early and go for morning walk with your parents, breathe fresh air and avoid playing out in sun.

Guidelines:-

- *Make a decorative folder to keep all your holidays home work.
- *Do all activity work on A-4 size sheet,
- *Take coloured printout of worksheets. Complete the worksheets, tie the worksheets with thread and keep it in the folder.

GENERAL INSTRUCTIONS INSTRUCTONS FOR PARENTS:-

- Holiday work has to be done under the parental guidance.
- Make your ward learn and remember his/ her parents' mobile number.
- Do not miss to take your ward, outdoor in the evening.
- Make your child responsible by assigning some of household responsibilities like watering plants ,fill the empty water bottle and put them in refrigerators.
- Above mentioned guidelines will help your child to become a smart and active.

INSTRUCTIONS FOR STUDENTS:-

- Try to do your holiday work under the guidance of your parents.
- Writing should be good and neat.
- Do not play in the sun shine.
- Try to spend time with your grandparents .
- Enjoy your holidays safely.
- Label your homework and submit it in three in one notebook and worksheets to be submitted in folder

SPECIAL ACTIVITY:- HAPPY HOLIDAYS FATHER'S DAY ACTIVITY -: Make a handmade frame and paste picture of your father (under the guidance of your mother) and give it to your father on third Sunday of June. (16th june)



PROJECT WORK

1. Art Integrated Project: Paste pictures of body parts or sense organs and write their names in Punjabi, Hindi, English and Odiya language in scrap book. Learn their pronunciation

2. Children will grow a sapling on 5th June (World Environmental Day).They will take care of the plant and measure its height weekly. They will observe the changes and write a short note about it..

3 Prepare 5 flash cards, each of A4 size sheet and laminate it. Make it as per the roll no allotted.

Roll no 1 and 2 “ee” sound

Roll no 17-18 - ई मात्र

Roll no 3 and 4 -LL sound

Roll no 19-20 - उ मात्रा

Roll no 5 and 6 -OO sound

Roll no 21-22-ऊ मात्रा

Roll no 7and 8 - Chsound

Roll no 23-24- ओ

Roll no 9 and 10 - Sh sound

Roll no 25-26-औ

Roll no 11 and 12 - Th sound

Roll no 27-28-ए

Roll no 13 and 14 - SS sound

Roll no 29-30 -ऐ

Roll no 15-16 - इ मात्रा

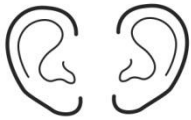
Roll no 31- Number name 11-15

Roll no 32-Number name 16-20

SUBJECT _ EVS

1) Fill In The Blanks:-

1)



_____ helps to hear.

2) Eyes help us to _____



3)



Tongue helps us to _____

4)

_____ helps us to sn





















5)



_____ helps us to touch.

2) Tick the only sense organs which are used to sense the things in the given row.

| |  |  |  |  |  |
|---|---|---|--|---|---|
|  |  |  |  |  |  |
|  | | | | | |
|  | | | | | |
|  | | | | | |
|  | | | | | |
|  | | | | | |
|  | | | | | |
|  | | | | | |

3) Name the things used to stay clean and colour them.



4) Search and circle the names of healthy food items in this word grid.

| | | | | | | | | |
|---|---|---|---|---|---|---|---|---|
| F | R | U | I | T | N | E | G | G |
| U | S | B | R | E | A | D | L | H |
| C | O | R | A | W | A | T | E | R |
| H | R | A | I | R | Y | G | A | T |
| I | A | W | R | R | D | G | N | N |
| C | N | N | B | O | M | I | L | K |
| K | G | M | V | E | G | G | I | E |
| E | E | P | R | O | T | E | I | N |
| N | U | T | E | A | P | P | L | E |

5) Read the clues and fill in the missing letters.

- | | |
|--|---------------|
| 1) You have 5 on each hand. | F _ n g _ _ s |
| 2) Mine are grey. What color are yours? | _ y _ _ |
| 3) I can use it to smell flowers. | N _ _ e |
| 4) I use them to listen to music. | _ _ r _ |
| 5) Its pink. It's in the mouth. I taste with it. | T _ _ g _ _ |
| 6) I cut this every one or two month. | _ _ i r |
| 7) I walk on them and put shoes on them. | F _ _ t |
| 8) I brush them every day. | _ _ _ t h |
| 9) I need them to bend my legs. | K n _ _ s |

Subject – English

1) Comprehension (Read the passages and answer the questions.)

Jill went up the hill behind her house. She found a tall wall that went around a big red house. Jill rang the bell and a boy came out. It was Bill from her class! They played together until sunset.

I. Answer the questions below.

1. What did Jill find behind her house?

_____.

2. What did Jill ring?

_____.

3. Who lived in the big red house?

_____.

II. Make sentences

1) Class _____.

2) House _____.

3) Play _____.

III. Rhyming Words

1) Hill : _____ 2) Tall : _____

2) Dee has a seed. She will plant the seed to grow a green tree.
Dee sees a bee! The bee flies onto, her feet. Dee wants to keep
the bee. She puts the bee in a box, but then she sets it free.

I.1. What will Dee do with the seed?

_____.

2. Where does the bee fly?

_____.

3. Did Dee keep the bee?

_____.

4. What does bee give us ?

5. Draw and Colour the bee :-

II.Fill in the blanks:-

1) Dee has a _____.

2) Dee wants to keep the_____.

Q 3. Let's go to the zoo or to the pool.

We take some food and spoons.

We can see a goose and moose there.

Then we will go to school and take books.

1. Let's go to the zoo or to the

a) Forest

b) River

c) Pool

2. We take some..... And spoons.

a) Spoons b) Forks c) Jam


3. We can see a goose and a

a) Moose b) Sparrow c) Pig

4. Then we will go to school and take

a) Maps b) Pencils c) Book

4) Circle the word that have “oo” like spoon




| | | | | |
|---------|------|--------|--------|------|
| bloom | spin | he | she | |
| tool | cool | hoop | boy | |
| play | then | hoop | we | |
| cartoon | day | dog | food | |
| dad | room | spooky | girl | |
| raccoon | zoom | cat | moon | f |
| tall | they | soon | noon | kid |
| zoo | boot | wet | school | sing |

ONE DAY IN MY LIFE

Look at the pictures and complete the gaps.

5) Read the passage & fill in the blank with the help of pictures.

Every day I  at eight o'clock.


I  and then, I have breakfast



at  I live near my school

so I don't go to school



I  to school.

I finish classes at  and

I   at half past two. In the

afternoon, I do my homework and I also

play games with my little brother.







I usually  at nine o'clock.

I  at 21:30.



Subject – Math

1) Circle the correct answer.

| Big vs. Small | |
|---|---|
| Size comparison | |
| <p>Which is smaller?</p>  | <p>Which is bigger?</p>  |
| <p>Which is bigger?</p>  | <p>Which is smaller?</p>  |
| <p>Which is bigger?</p>  | <p>Which is smaller?</p>  |

Q. Complete the number names.

1- O N E

2- T _ _

3- T _ _ _ E

4- F _ _ R

5- _ _ _ E

6- _ _ _

7- S _ _ _ N

8- E _ _ _ T

9- N _ _ _

10- _ _ _

11- E _ _ _ _ N

12- TW _ _ _ _

13- T _ _ _ TEEN

14- FOUR _ _ _ _

15- FIF _ _ _ _

16- SIX _ _ _ _

17- SE _ _ _ _ _ EN

18- _ _ _ _ _ EEN

19- _ _ _ _ TEEN

20- TW _ _ _ _

Q.3 Write the correct answer.











AFTER, BEFORE & BETWEEN

Fill the numbers after, before and between

| AFTER | BEFORE | BETWEEN |
|-------|--------|---------|
| 11 | 13 | 16 18 |
| 13 | 15 | 15 17 |
| 17 | 14 | 18 20 |
| 15 | 12 | 14 16 |
| 12 | 18 | 17 19 |
| 19 | 17 | 12 14 |
| 18 | 16 | 11 13 |
| 16 | 19 | 16 18 |
| 14 | 20 | 13 15 |

4) Number Names (1-20)

Count the objects and write the number. Also, write its number name.

| Objects | Number | Number Name |
|---|--------|-------------|
|  | | |
|  | | |
|  | | |
|  | | |
|  | | |
|  | | |
|  | | |
|  | | |
|  | | |
|  | | |

5) Answer the following question

14

+ 12

14

- 6

7

+ 8

18

-9

20

+ 0

13

- 0

15

+ 4

20

- 10

6) Put the sign of less than, more than, equal to.



Q 7.

Draw a line to match each bear to his pot of honey.

| | | |
|--|--|--|
| | | |
| | | |
| | | |
| | | |
| | | |
| | | |
| | | |
| | | |
| | | |

Q 8 Write table of 2 in notebook.



। की मात्रा सही स्थान पर लगाओ।

रम्....

ब...ज...

सीत्...

क...ल...

राज्...

पपीत्....

अ...म्

द....म

म....म.....

र...ध...

हर...

दीय...

मीर...

अ...ज...

मात्रा की यात्रा

ी की मात्रा सही स्थान पर लगाओ।

न...ला

मछल..

प...ला

खाल...

ल...ला

ताल...

दाद..

ज...त

नान...

जलेब...

पान...

म...रा

रान...

न...म

चाब...

व...र

मात्रा की यात्रा

ि की मात्रा सही स्थान पर लगाओ।

...दन

प्री...त

..सलाई

...न...ध

क...वता

...न...श

...पटाई

...च...ड़या

...मठाई

न...द

...कश...मश

...बं...द

Subject – Punjabi

1. ਓ ਤੇ ਟ ਲਿਖੇ ਤੇ ਯਾਦ ਕਰੋ।
2. ਓ ਤੇ ਟ ਤੱਕ ਕੋਈ ਵੀ 5 ਚਿੱਤਰ ਬਣਾਓ ਤੇ ਰੰਗ ਭਰੋ।
3. ਕੋਈ ਵੀ ਇਕ ਕਵਿਤਾ ਯਾਦ ਕਰੋ।